

Online Catalog Platform – Customer User Guide

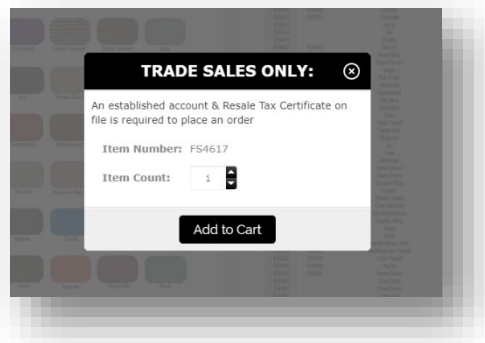
WHATS FAMILIAR:

Page toggle left or right using arrows in header or sidebars
 Navigate direct by typing page number in header bar – then hit enter
 Page thumbnails revealed by clicking icon in header
 .pdf copy available for download via icon in header

WHATS NEW:

Wislist

Catalogs now feature a **clickable SKU#** which collects order in a “wishlist”
 To use: Hover over part# -> left click -> select quantity -> then “add to cart”



Icon at top right – displays quantity of shopping selections



Click “print” to reveal list for save via download/print

Click “email” to send list to Bainbridge, for follow-up/order process by sales representative

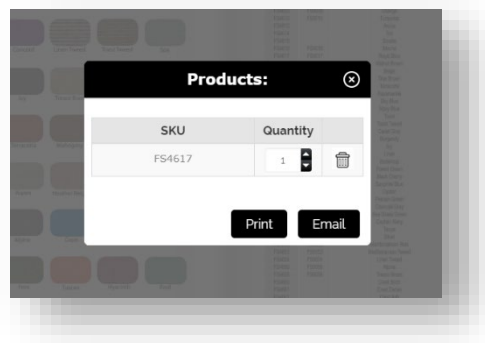
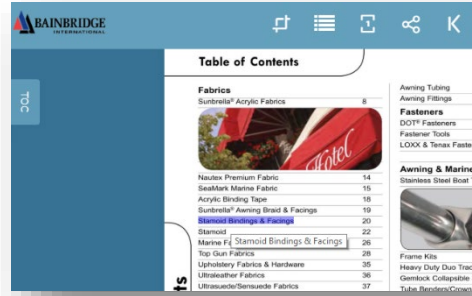
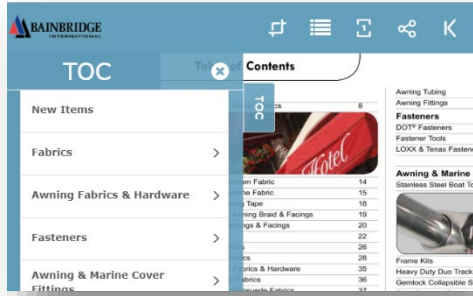


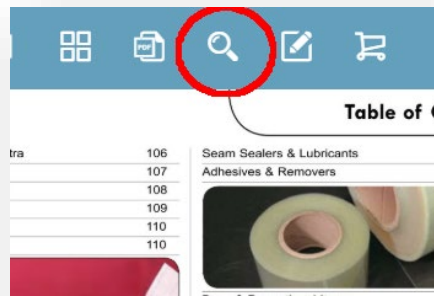
Table of contents – 2 ways

1. TOC pop-out tab at left edge of screen. Click to reveal, then click on titles to move thru menu.
2. TOC page at beginning of catalog now live with hover-over links to corresponding pages



Search feature

Magnifying glass in header - opens search bar at left - Type word/term to find within catalog



Crop

Top left icon – allows user to grab section of page – can be emailed, download as image, or print

